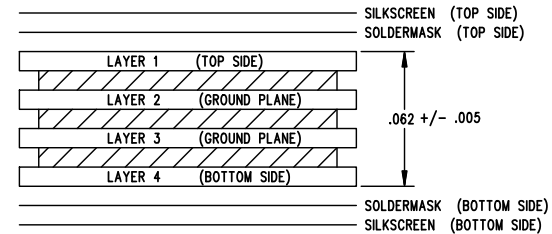


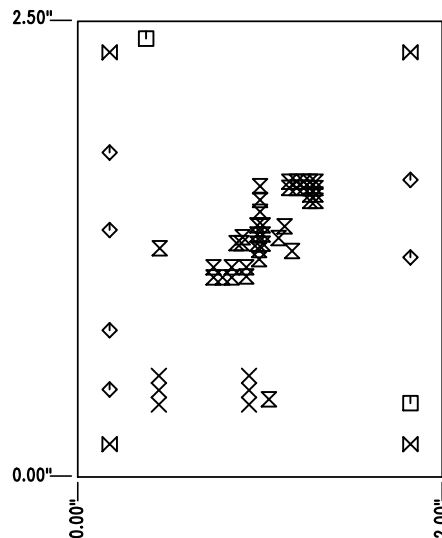
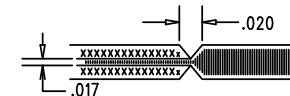
REVISION HISTORY				
ECO	REV	DESCRIPTION	APPR	DATE
-	2	PRODUCTION FAB	FRAN H.	5-16-12

LAYUP DETAIL 4 LAYER



NOTES: UNLESS OTHERWISE SPECIFIED

- FAB PER IPC-A-600.
- MATERIAL: -EPOXY FIBERGLASS, NEMA GRADE FR-4
-FINISHED THICKNESS TO BE 0.062" +/- .005"
-TOTAL OF 4 LAYERS WITH 2 OZ. CU ON THE OUTER LAYERS AND 1 OZ. CU ON THE INNER LAYERS.
-FLAMMABILITY RATING: 94 V-0 MINIMUM.
- SIZE: CUT TO DIMENSIONS AND TOLERANCES SHOWN.
0.00 ARE PRIMARY DATUMS.
- DRILLING: -DRILL HOLES PER SCHEDULE. PLATE THROUGH HOLES WITH COPPER, 0.001" THICK MIN.
-ALL HOLE SIZES ARE SPECIFIED AFTER PLATING.
-HOLE LOCATION TOLERANCES ARE +/-0.003" IN RELATION TO CENTER
- FINISH: -SMOBC USING LPI BOTH SIDES, COLOR GREEN.
-GOLD IMMERSION BOTH SIDES.
(LEAD FREE SOLDER CAN BE USED FOR PROTOTYPE)
-FOR SILKSCREEN: BOTH SIDES USE WHITE NON-CONDUCTIVE INK.
- DO NOT ALTER ARTWORK e.g. TO ADD LOGO OR DATE CODE.
PAD SIZE CAN BE MODIFIED TO MEET END FINISH.
- PCBS ARE TO BE RoHS COMPLIANT.
- DO NOT ALTER SOLDER MASK MAINTAIN .0018" OVERSIZE ON SMT PADS. A .005" WEBBING IS REQUIRED BETWEEN SMD PADS.
- SCORING FOR PANELIZED PCB: "PRODUCTION FAB ONLY"



SIZE	QTY	SYM	PLATED	TOL
0.031	6	×	YES	+/-0.003
0.07	2	□	NO	+/-0.003
0.094	6	◇	YES	+/-0.003
0.01	40	⊗	YES	+/-0.003
0.19	4	⊠	YES	+/-0.003

UNLESS OTHERWISE SPECIFIED DIMENSIONS ARE IN INCHES TOLERANCES ON ANGLE ±1° 0.XX" = ±0.01" 0.XXX" = ±0.005" INTERPRET DIM AND TOL PER ASME Y14.5M-1994	APPROVALS		1630 MCCARTHY BLVD MILPITAS, CA 95035 PH: (408)432-1900 www.Linear.com LTC CONFIDENTIAL- FOR CUSTOMER USE ONLY	
	PCB DES.	NC	TECHNOLOGY TITLE: FABRICATION DRAWING: 15V, 2.5A SYNCHRONOUS BOOST DC/DC CONVERTER	
	APP ENG.	FRAN H.		
	THIRD ANGLE PROJECTION		SIZE	IC NO. LTC3122EDE
			N/A	DEMO CIRCUIT 1764A
DO NOT SCALE DRAWING		SCALE: NONE	FILENAME: DC1764A-2.PCB	REV. 2
			SHT 1 of 1	